

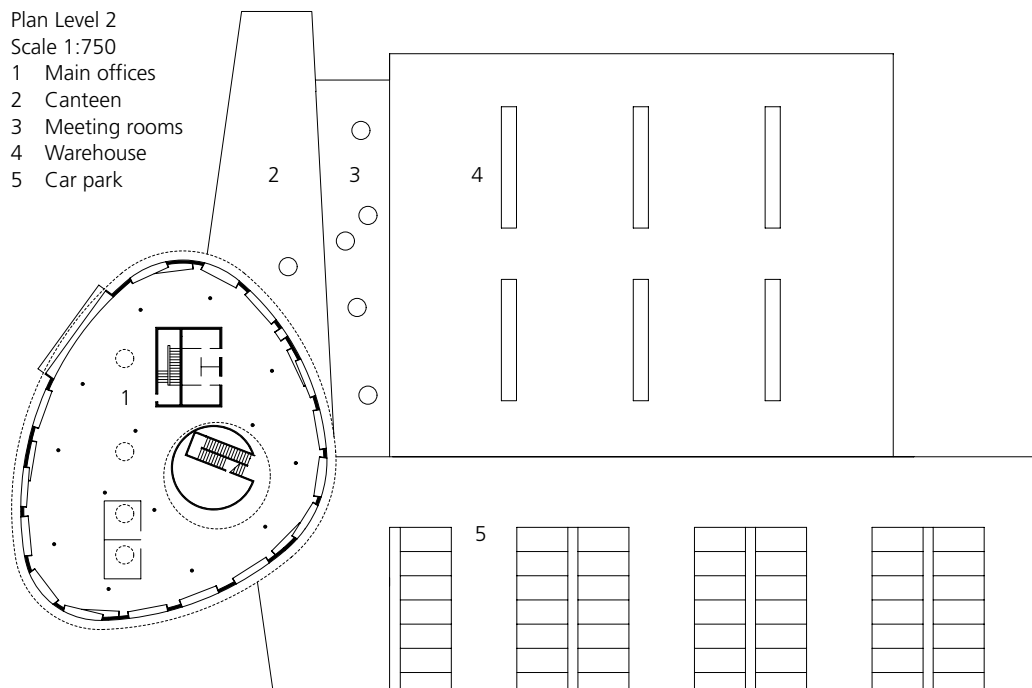
Company Headquarters at Scheppach, Germany

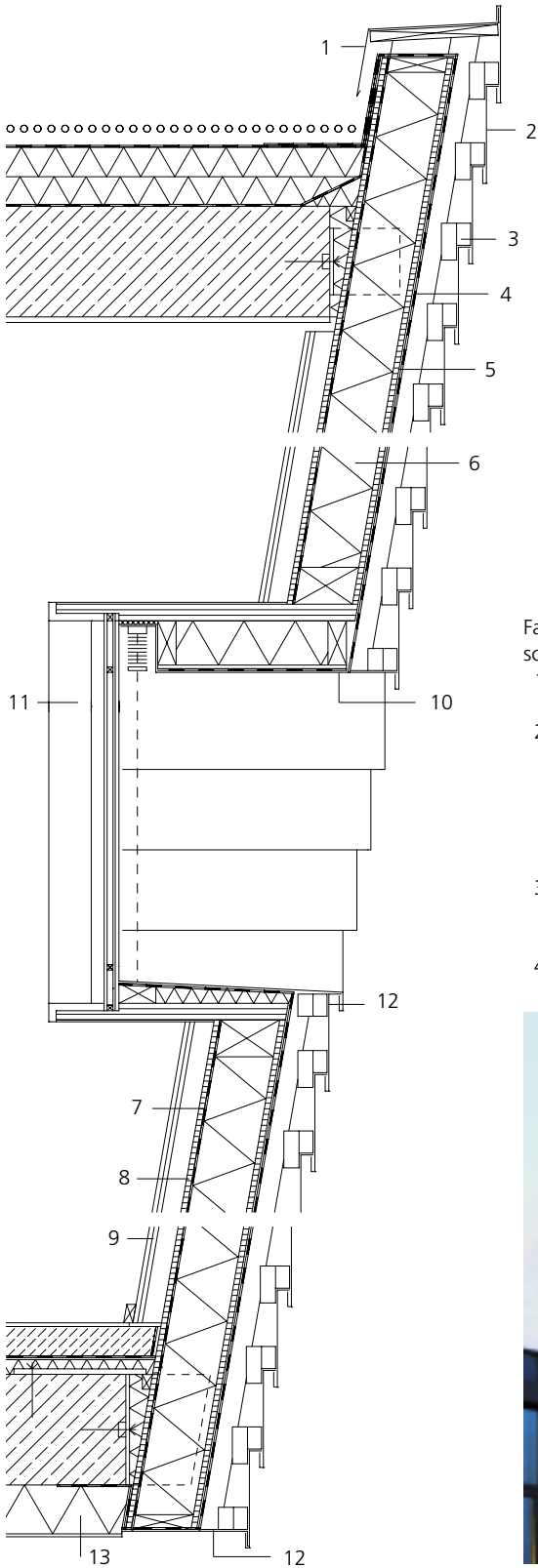


This building complex, situated half way between Augsburg and Ulm in southern Germany, is the headquarters of a young IT company. It consists of a warehouse, canteen and meeting rooms, arranged over various levels on the sloping site. Seemingly hovering above these is the solitary elevated form of the main office building clearly visible from afar. This irregular oval building has a chalice-shaped façade of black stain-

less steel opening out towards the top. Viewed from the outside, the long, strip-like windows are integrated into the dominant horizontals of the façade, while on the inside they look like pictures on the sloping wall. Natural daylight reaches the middle of the building through the glazed roof on the off-set levels of the atrium.

Stainless steel sheet with a cold-rolled, matt finish was used for the façade cladding. Electrolytic treatment of the sheets in a bath of acid increases the thickness of the naturel colourless and inert oxide layer on the surface of the stainless. The thicker layer and, the interplay of direct and reflected light (interference effect) gives a metallic black appearance to the stainless steel. The panels were shaped on site, formed over perimeter fixing strips at the base and screwed to the curved, stepped frame of timber battens through vertical slits.





*Precision proportions:
Window heights take
their cue from the
horizontal banding.*

Façade section
scale 1:20


- 1 Parapet flashing, 0.7 mm titanium-zinc sheet
- 2 0.8 mm cold-rolled stainless steel panels, electrolytically coloured finish, curved and bent top and bottom, attached at the top via vertical slits, at the bottom to a perimeter fixing strip
- 3 Frame of 38/60 and 48/100 mm timber, screwed to a 60/60 mm notched batten (ventilation)
- 4 Windproof, waterproof sheeting

- 5 15 mm timber decking
- 6 Timber frame with 160 mm thermal insulation
- 7 Vapour barrier
- 8 15 mm timber decking
- 9 2 x 12.5 mm plasterboard mounted on frame
- 10 Lintel cladding: bent panels, stainless steel as per façade, with row of vertical slits for ventilation
- 11 Window module with insulated glass
- 12 Perforations for ventilation
- 13 140 mm composite thermal insulation



*The black stainless steel
surface seems to change
hue as light conditions
vary.*

COMPANY HEADQUARTERS AT SCHEPPACH, GERMANY



*Flat window strips
chiselled out of the
curved façade.*



*Horizontal courses
trace the curves of the
building.*

*Contrasting façades:
closed and open; black
stainless steel and glass.*

Euro Inox
Diamant Building, Bd. A. Reyers 80,
1030 Brussels, Belgium
Tel. +32 2 706 82 67
Fax +32 2 706 82 69
E-mail info@euro-inox.org
Internet www.euro-inox.org

Client: Cancom IT Systeme AG, Scheppach
Architect: Ott Architekten, Augsburg
Text and layout: circa drei, Munich
Translation: Ingrid Taylor, Munich
Photos: Eckhart Matthäus, Augsburg